

PRICE LIST > **NEW COLLECTION 2021**



MCZ






PELLET 2021








PELLET > STOVES > EGO Maestro

maestro








STRUCTURE		DESCRIPTION/CODE	€
EGO AIR 8 M2		7121007	1.870,00
EGO COMFORT AIR 10 M2		7121008	2.200,00
CLADDING			
White metal_302		6921001	240,00
Dark metal_308		6921002	240,00
Silver metal_313		6921003	240,00
Bordeaux metal_304		6921004	240,00
ACCESSORIES SUPPLIED AS STANDARD			
 A new control panel "Lift" that integrates the ordinary functionalities with those of the emergency panel		Supplied as standard	-
 Temperature probe		Supplied as standard	-
 Maestro smartphone app		Free download	-
DEDICATED ACCESSORIES			
 Pellet level sensor		4018005	78,00
 Comfort Air® accessories To build a Comfort Air® ducting system > MCZ 2020 price list		Comfort Air®	

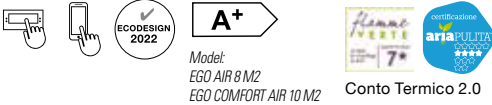
EGO Air

				
kW 8,1	90,9/92,6%	Ø cm 8	kg 127	cm 50 x 55 x 104

EGO Comfort Air

				
kW 10	90,4/92,6%	Ø cm 8	kg 130	cm 50 x 55 x 104

maestro



PRODUCT TYPE:

Pellet stove with steel structure, cast iron top, White, Dark, Silver, Bordeaux steel cladding. More generously-sized hopper inlet for loading pellet more easily. Cast iron brazier and redesigned firebox for a pleasant look even when the stove is off. Possibility to completely exclude the ventilation (for Air and Comfort air models). Product equipped with ceramic spark plug which guarantees ignition times reduced by 40%. The Comfort Air version is equipped with two independently adjustable fans. The Matic version is fitted with a self-cleaning brazier with weekly ash emptying. This stove can be managed via a retractable control panel, a freestanding remote control with room thermostat (optional) or directly from your smartphone, both at home and away.

MATERIALS:

Steel: structure, stainless steel side

Metal: painted sides

Cast iron: grate, door, front elements, top

maestro



EGO Air UP!

POWER				
kW 8,1	90,9/92,6%	Ø cm 8	kg 130	cm 50 x 55 x 104

EGO Comfort Air UP!

POWER				
kW 10	90,4/92,6%	Ø cm 8	kg 133	cm 50 x 55 x 104

maestro

Model:
 EGO AIR 8 UP! M2
 EGO COMFORT AIR 10 UP! M2

Conto Termico 2.0

UP! - New centre top outlet versions are now available which allow the product to be placed at just 5cm from the wall.





MATERIALS:
 Steel: structure, stainless steel side
 Metal: painted sides
 Cast iron: grate, door, front elements, top

	DESCRIPTION/CODE	€
STRUCTURE		
EGO AIR 8 UP! M2	7121009	2.040,00
EGO COMFORT AIR 10 UP! M2	7121010	2.380,00
CLADDING		
White metal_302	6921001	240,00
Dark metal_308	6921002	240,00
Silver metal_313	6921003	240,00
Bordeaux metal_304	6921004	240,00
ACCESSORIES SUPPLIED AS STANDARD		
A new control panel "Lift" that integrates the ordinary functionalities with those of the emergency panel	Supplied as standard	-
Temperature probe	Supplied as standard	-
Maestro smartphone app	Free download	-
DEDICATED ACCESSORIES		
Adapter for coaxial flues mm 80/130 » 80/125	Compatible with the female smoke outlet codes	4019014 39,00
Pellet level sensor		4018005 78,00
Comfort Air® accessories To build a Comfort Air® ducting system > MCZ 2020 price list	Comfort Air®	






PELLET > STOVES > EGO XUP! Maestro

maestro














STRUCTURE		DESCRIPTION/CODE	€
EGO AIR 8 XUP! M2		7121011	2.185,00
CLADDING			
White metal_302		6921001	240,00
Dark metal_308		6921002	240,00
Silver metal_313		6921003	240,00
Bordeaux metal_304		6921004	240,00
ACCESSORIES SUPPLIED AS STANDARD			
	A new control panel "Lift" that integrates the ordinary functionalities with those of the emergency panel	Supplied as standard	-
	Temperature probe	Supplied as standard	-
	Maestro smartphone app	Free download	-
DEDICATED ACCESSORIES			
	Pellet level sensor	4018005	78,00

EGO Air X-UP!

				
kW 8,1	90,9/92,6%	Ø cm 8	kg 130	cm 50 x 55 x 104

maestro

Model:
EGO AIR 8 XUP! M2

Conto Termico 2.0

X-UP! - New versions available with coaxial top smoke outlet that allows you to position the product just 5 cm from the wall.

MATERIALS:
 Steel: structure, stainless steel side
 Metal: painted sides
 Cast iron: grate, door, front elements, top






CLUB








maestro








CLUB Air

				
kW 10	90,4/92,6%	Ø cm 8	kg 165	cm 56 x 55,4 x 115,2






CLUB Comfort Air 12

				
kW 11,9	90,8/93,2%	Ø cm 8	kg 180	cm 56 x 55,4 x 115,2

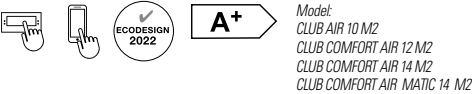
CLUB Comfort Air 14

				
kW 13,8	90,5/93,2%	Ø cm 8	kg 183	cm 56 x 55,4 x 115,2

CLUB Comfort Air Matic 14

				
kW 13,9	90,5/93,2%	Ø cm 8	kg 183	cm 56 x 55,4 x 115,2

maestro






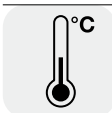





Model:
 CLUB AIR 10 M2
 CLUB COMFORT AIR 12 M2
 CLUB COMFORT AIR 14 M2
 CLUB COMFORT AIR MATIC 14 M2



PRODUCT TYPE:
 Pellet stove made with steel structure and White, Bordeaux, Matt Black, Sand cladding entirely in ceramic. More generous opening of the tank to facilitate the pellets loading. Cast iron brazier and firebox redesigned for a pleasant view even when the stove is off. Possibility to completely exclude the ventilation (for Air models). Product equipped with ceramic spark plug which guarantees ignition times reduced by 40%. The Comfort Air version is equipped with two rear outlets and three independently adjustable fans. The Matic version is equipped of self-cleaning brazier with weekly ash emptying. This stove can be managed via a retractable control panel, a freestanding remote control with room thermostat (optional) or directlt from your smartphone, both at home and away.

MATERIALS:
 Cast iron: brazier, combustion chamber, door, front diffuser
 Ceramic: sides, top, front panel

DESCRIPTION/CODE		€
STRUCTURE		
CLUB AIR 10 M2	7121018	2.255,00
CLUB COMFORT AIR 12 M2	7121019	2.645,00
CLUB COMFORT AIR 14 M2	7121020	2.840,00
CLUB COMFORT AIR MATIC 14 M2	7121021	3.175,00
CLADDING		
 White ceramic_102	6921018	565,00
 Bordeaux ceramic_105	6921019	565,00
 Matt Black ceramic_126	6921020	565,00
 Sand ceramic_109	6921021	565,00
ACCESSORIES SUPPLIED AS STANDARD		
 A new control panel "Lift" that integrates the ordinary functionalities with those of the emergency panel	Supplied as standard	-
 Temperature probe	Supplied as standard	-
 Maestro smartphone app	Free download	-
DEDICATED ACCESSORIES		
 Pellet level sensor	4018005	78,00
 Comfort Air® accessories To build a Comfort Air® ducting system > MCZ 2020 price list	Comfort Air®	

PELLET > STOVES > CLUB UP! Maestro

maestro



CLUB Air UP!

POWER				
kW 10	90,4/92,6%	Ø cm 8	kg 168	cm 56 x 55,4 x 115,2

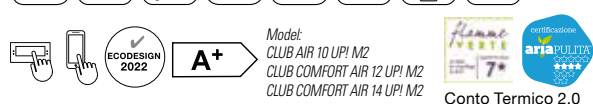
CLUB Comfort Air UP!

POWER				
kW 11,9	90,8/93,2%	Ø cm 8	kg 183	cm 56 x 55,4 x 115,2

CLUB Comfort Air 14 UP!

POWER				
kW 13,8	90,5/93,2%	Ø cm 8	kg 186	cm 56 x 55,4 x 115,2

maestro



UP! - New centre top outlet versions are now available which allow the product to be placed at just 5cm from the wall.

MATERIALS:

Cast iron: brazier, combustion chamber, door, front diffuser

Ceramic: sides, top, front panel

STRUCTURE

CLUB AIR 10 UP! M2	7121022	2.475,00
CLUB COMFORT AIR 12 UP! M2	7121023	2.870,00
CLUB COMFORT AIR 14 UP! M2	7121024	3.060,00

CLADDING

White ceramic_102	6921018	565,00
Bordeaux ceramic_105	6921019	565,00
Matt Black ceramic_126	6921020	565,00
Sand ceramic_109	6921021	565,00

ACCESSORIES SUPPLIED AS STANDARD

A new control panel "Lift" that integrates the ordinary functionalities with those of the emergency panel	Supplied as standard	-
Temperature probe	Supplied as standard	-
Maestro smartphone app	Free download	-

DEDICATED ACCESSORIES

X - UP! FITTING FOR COAXIAL FLUES - Ø mm 80/130 Flue fitting for airtight stoves that use the coaxial smoke duct to evacuate the smoke and also to draw in the combustion air.	Compatible with the female smoke outlet codes	4021006	150,00
Adapter for coaxial flues mm 80/130 » 80/125	Compatible with the female smoke outlet codes	4019014	39,00
Pellet level sensor		4018005	78,00

Comfort Air® accessories To build a Comfort Air® ducting system > MCZ 2020 price list	Comfort Air®		
--	--------------	--	--

PELLET > STOVES > CLUB Hydromatic Maestro

maestro



CLUB Hydromatic 16 CLUB Hydromatic 24



kW 16,1
kW 23,9



93,6/95,6%
92/95,6%



Ø cm 8



kg 190



cm 55,8 x 55,4 x 115,1



kW 12,8
kW 18,6



Model: CLUB HYDROMATIC 16 M2



Model: CLUB HYDROMATIC 24 M2
Model: CLUB HYDROMATIC 24 ACS M2



Conto Termico 2.0

PRODUCT TYPE:

New CLUB Hydromatic version now available with Maestro technology.

MATERIALS:

Cast iron: brazier, combustion chamber, door, front diffuser

Ceramic: sides, top, front panel

STRUCTURE

CLUB Hydromatic 16 M2	7121027	3.540,00
CLUB Hydromatic 24 M2	7121029	4.040,00
CLUB Hydromatic 24 ACS M2	7121028	4.410,00

CLADDING

White ceramic_102	6921018	565,00
Bordeaux ceramic_105	6921019	565,00
Matt Black ceramic_126	6921020	565,00
Sand ceramic_109	6921021	565,00

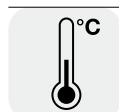
ACCESSORIES SUPPLIED AS STANDARD



A new control panel "Lift"
that integrates the ordinary functionalities
with those of the emergency panel

Supplied as
standard


-



Temperature probe

Supplied as
standard

-



Maestro smartphone app

Free
download

-

DEDICATED ACCESSORIES



Pellet level sensor

4018005

78,00



Pressure gauge

4018035

35,00



NTC probe
Temperature probe
Cable length 1500 mm

4012062

17,00

SUITE



maestro



SUITE Air

kW 10	90,4/92,6%	Ø cm 8	kg 165	cm 56 x 55,4 x 115,1

SUITE Comfort Air 12

kW 11,9	90,8/93,2%	Ø cm 8	kg 180	cm 56 x 55,4 x 115,1

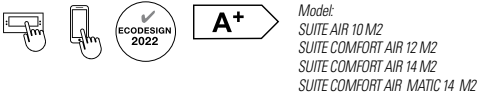
SUITE Comfort Air 14

kW 13,8	90,5/93,2%	Ø cm 8	kg 183	cm 56 x 55,4 x 115,1

SUITE Comfort Air Matic 14

kW 13,9	90,5/93,2%	Ø cm 8	kg 183	cm 56 x 55,4 x 115,1

maestro



PRODUCT TYPE:

Pellet stove made with steel structure and Salt&Pepper, Bordeaux, Warm Grey, Matt Black cladding entirely in ceramic. More generous opening of the tank to facilitate the pellets loading. Cast iron brazier and firebox redesigned for a pleasant view even when the stove is off. Possibility to completely exclude the ventilation (for Air models). Product equipped with ceramic spark plug which guarantees ignition times reduced by 40%. The Comfort Air version is equipped with two rear outlets and three independently adjustable fans. The Matic version is equipped of self-cleaning brazier with weekly ash emptying. This stove can be managed via a retractable control panel, a freestanding remote control with room thermostat (optional) or directlt from your smartphone, both at home and away.

MATERIALS:

Cast iron: brazier, combustion chamber, door, front diffuser

Ceramic: sides, top, front panel

	DESCRIPTION/CODE	€
STRUCTURE		
SUITE AIR 10 M2	7121018	2.255,00
SUITE COMFORT AIR 12 M2	7121019	2.645,00
SUITE COMFORT AIR 14 M2	7121020	2.840,00
SUITE COMFORT AIR MATIC 14 M2	7121021	3.175,00
CLADDING		
Warm Grey ceramic_113	6921017	565,00
Bordeaux ceramic_105	6921015	565,00
Matt Black ceramic_126	6921016	565,00
Salt and pepper ceramic_110	6921014	565,00
ACCESSORIES SUPPLIED AS STANDARD		
A new control panel "Lift" that integrates the ordinary functionalities with those of the emergency panel	Supplied as standard	-
Temperature probe	Supplied as standard	-
Maestro smartphone app	Free download	-
DEDICATED ACCESSORIES		
Pellet level sensor	4018005	78,00
Comfort Air® accessories To build a Comfort Air® ducting system > MCZ 2020 price list	Comfort Air®	

PELLET > STOVES > SUITE UP! Maestro

maestro



STRUCTURE

SUITE AIR 10 UP! M2	7121022	2.475,00
SUITE COMFORT AIR 12 UP! M2	7121023	2.870,00
SUITE COMFORT AIR 14 UP! M2	7121024	3.060,00

CLADDING

Warm Grey ceramic_113	6921017	565,00
Bordeaux ceramic_105	6921015	565,00
Matt Black ceramic_126	6921016	565,00
Salt and pepper ceramic_110	6921014	565,00

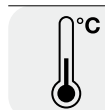
ACCESSORIES SUPPLIED AS STANDARD



A new control panel "Lift"
that integrates the ordinary functionalities
with those of the emergency panel

Supplied as
standard


-



Temperature probe

Supplied as
standard

-



Maestro smartphone app

Free
download

-

DEDICATED ACCESSORIES



**X - UP! FITTING FOR COAXIAL
FLUES - Ø mm 80/130**
Flue fitting for airtight stoves that use the
coaxial smoke duct to evacuate the smoke
and also to draw in the combustion air.

Compatible with the female
smoke outlet codes

4021006

150,00



Adapter for coaxial flues
mm 80/130 » 80/125

Compatible with the female
smoke outlet codes

4019014

39,00



Pellet level sensor

4018005

78,00



Comfort Air® accessories
To build a Comfort Air® ducting system
> MCZ 2020 price list

Comfort Air®

SUITE Air UP!

POWER				
kW 10	90,4/92,6%	Ø cm 8	kg 168	cm 56 x 55,4 x 115,1

SUITE Comfort Air UP!

POWER				
kW 11,9	90,8/93,2%	Ø cm 8	kg 183	cm 56 x 55,4 x 115,1

SUITE Comfort Air 14 UP!

POWER				
kW 13,8	90,5/93,2%	Ø cm 8	kg 186	cm 56 x 55,4 x 115,1

maestro



UP! - New centre top outlet versions are now available which allow the
product to be placed at just 5cm from the wall.

MATERIALS:

Cast iron: brazier, combustion chamber, door, front diffuser

Ceramic: sides, top, front panel

maestro



SUITE Hydromatic 16
 SUITE Hydromatic 24



kW 16,1
 kW 23,9



93,6/95,6%
 92/95,6%



Ø cm 8



kg 190



cm 56 x 55,4 x 115,1



kW 12,8
 kW 18,6



Model: SUITE HYDROMATIC 16 M2









Model: SUITE HYDROMATIC 24 M2
 Model: SUITE HYDROMATIC 24 ACS M2



Conto Termico 2.0

PRODUCT TYPE:
 New SUITE Hydromatic version now available with Maestro technology.

MATERIALS:
 Cast iron: brazier, combustion chamber, door, front diffuser
 Ceramic: sides, top, front panel

		DESCRIPTION/CODE	€
STRUCTURE			
SUITE Hydromatic 16 M2		7121027	3.540,00
SUITE Hydromatic 24 M2		7121029	4.040,00
SUITE Hydromatic 24 ACS M2		7121028	4.410,00
CLADDING			
Warm Grey ceramic_113		6921017	565,00
Bordeaux ceramic_105		6921015	565,00
Matt Black ceramic_126		6921016	565,00
Salt and pepper ceramic_110		6921014	565,00
ACCESSORIES SUPPLIED AS STANDARD			
 A new control panel "Lift" that integrates the ordinary functionalities with those of the emergency panel		Supplied as standard	-
 Temperature probe		Supplied as standard	-
 Maestro smartphone app		Free download	-
DEDICATED ACCESSORIES			
 Pellet level sensor		4018005	78,00
 Pressure gauge		4018035	35,00
 NTC probe Temperature probe Cable length 1500 mm		4012062	17,00



PAD Hydromatic 16

PAD Hydromatic 24

POWER					
kW 16,1 kW 23,9	93,6/95,6% 92/95,6%	Ø cm 8	kg 190	cm 59,3 x 61 x 120	

kW 12,8 kW 18,6



A++		Model: PAD Hydromatic 16 M2
------------	--	-----------------------------

A+		Model: PAD Hydromatic 24 M2
-----------	--	-----------------------------



PRODUCT TYPE:

Hydro pellet stove with ceramic cladding in smooth finish (White, Black) or grooved finish (White, Bordeaux), top in cast iron with an essential design and front grille that becomes a natural extension of the wide glass. Cast iron brazier. Product fitted with ceramic glow plug that ensures 40% faster switch-on times and fitted with self-cleaning brazier with weekly ash emptying. Rear outlet. This stove can be managed via a retractable control panel, a freestanding remote control with room thermostat (optional) or directly from your smartphone, both at home and away.

STRUCTURE

PAD HYDROMATIC 16 M2	7121030	3.850,00
PAD HYDROMATIC 24 M2	7121031	4.350,00

CLADDING

	Plain White ceramic_102	6921025	535,00
	Plain Black ceramic_107	6921024	535,00
	Line White ceramic_102	6921023	535,00
	Line Bordeaux ceramic_105	6921022	535,00

ACCESSORIES SUPPLIED AS STANDARD

	A new control panel "Lift" that integrates the ordinary functionalities with those of the emergency panel	Supplied as standard	-
	Temperature probe	Supplied as standard	-
	Maestro smartphone app	Free download	-

DEDICATED ACCESSORIES






	Pellet level sensor	4018005	78,00
	Pressure gauge	4018035	35,00
	NTC probe Temperature probe Cable length 1500 mm	4012062	17,00



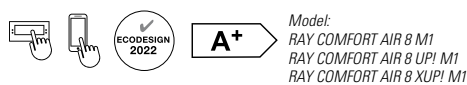
maestro



RAY

				
POWER	%	Ø cm	kg	cm
kW 7,8	90,2/91%	8	155	88,2 x 28,6 x 113

maestro



Conto Termico 2.0

Compact pellet stove (29cm deep) ideal for confined spaces. White, Bordeaux, Black stone, metal or ceramic cladding. Airtight product equipped with ceramic spark plug which guarantees ignition times reduced by 40%. Ventilation exclusion function. You can choose whether to have a handheld remote control (optional), a control panel (optional) or use your smartphone.

NEW

STRUCTURE

Ray Comfort Air 8 M1	7118004	2.475,00
Ray Comfort Air 8 UP! M1 UF	7119043	2.550,00
Ray Comfort Air 8 X-UP! M1	X-UP 7121006	2.750,00






CERAMIC OR STONE CLADDINGS

White ceramic_102	6918009	375,00
Bordeaux ceramic_105	6918010	375,00
Black ceramic_107	6918011	375,00
Serpentino_240	6918012	390,00


METAL CLADDINGS

Dark metal_308	6920031	285,00
White metal_302	6920032	285,00
Bordeaux metal_304	(as in photo) 6920033	285,00



INTERFACES

 Freestanding remote control with room thermostat Cm 5,4x6,5x19,5 H	4020006	90,00
 Maestro foldaway panel on the machine To manage Maestro features directly on the stove	4018002	140,00
 Maestro built-in panel Cm 16,3x8,5	4018003	140,00
 Maestro wall-mounted panel Cm 16,3x8,5	4018034	140,00
 Maestro smartphone app	Free download	-

TEMPERATURE PROBES

 Temperature probe	Supplied as standard	-
--	----------------------	---

DEDICATED ACCESSORIES

 Comfort Air® accessories To build a Comfort Air® ducting system > MCZ 2020 price list	Comfort Air®	
 Pellet level sensor	4018005	78,00

HERA

THE EASY RANGE
IS STILL GROWING



PELLET > STOVES



HERA Air

POWER

kW 7,0
 89/93%
 Ø cm 8
 kg 60
 cm 53 Ø x 105

no air

Optional

Model: HERA AIR 7 S1
 Model: HERA AIR 7 XUP! S1










easyconnect

Conto Termico 2.0

PRODUCT TYPE:
 Pellet stove made with cast iron top and Dark, White, Silver or Bronze cladding. Cast iron brazier. Top outlet (standard or coaxial) or rear outlet (optional). Option of turning ventilation off completely. You can choose to manage the stove via the built-in control panel, remote control (optional) or smartphone (optional kit).

	DESCRIPTION/CODE	€
STRUCTURE		
HERA AIR 7 S1	7121026	1.885,00
HERA AIR 7 XUP! S1	7121025	2.135,00
CLADDING		
Dark metal_308	6921013	115,00
White metal_302	6921011	130,00
Bronze metal_305	6921010	135,00
Silver metal_313	6921012	130,00
DEDICATED ACCESSORIES		
Remote control Optional.	4015012	42,00
Kit Wi-Fi Easy Connect To be installed on the back of the stove.	4020003	60,00

		DESCRIPTION/CODE	€
	STRUCTURE		
	Comfort Air 8 S1		7118003S 2.325,00
	Comfort Air 8 UP! S1 UF		7119042S 2.395,00
	<div>NEW</div> Comfort Air 8 X-UP! S1		X-UP! 7121003 2.600,00
	CLADDINGS		
		White metal_302	6918005 255,00
		Dark metal_308	6918006 255,00
		Silver metal_313	6918007 255,00
		Bordeaux metal_304	6918008 255,00
	DEDICATED ACCESSORIES		
 Remote control Optional.		4015012	42,00
 Kit Wi-Fi Easy Connect To be installed on the back of the stove.		4020003	60,00

RAAM

POWER

kW 7,8

90,2/91%

Ø cm 8

kg 148

cm 88,8 x 28,2 x 113

Model:
 RAAM COMFORT AIR 8 S1
 RAAM COMFORT AIR 8 UP! S1
 RAAM COMFORT AIR 8 XUP! S1

Conto Termico 2.0

Compact pellet stove (29 cm deep) ideal for confined spaces. White, Bordeaux, Black, Silver metal cladding. Airtight product equipped with ceramic spark plug for 40% faster ignition times. Ventilation exclusion function. Control panel on board the machine.

RED BOILERS ARE NOW BRANDED MCZ

SELECTA 30 HQ
SELECTA 30 HQ ACS



SELECTA 35 HQ
SELECTA 35 HQ ACS



Conto Termico



DM186



SELECTA 15 HQ



SELECTA 20 HQ



SELECTA 25 HQ
SELECTA 25 HQ ACS

Starting from summer 2021, the Performa and Selecta ranges will be MCZ-branded and will have a dedicated catalogue.

**PERFORMA 30 HQ
EASY CLEAN**



**PERFORMA 35 HQ
EASY CLEAN**



* KIT ASH TROLLEY
optional



**PERFORMA 15 HQ
EASY CLEAN**







**PERFORMA 20 HQ
EASY CLEAN**



**PERFORMA 25 HQ
EASY CLEAN**

PELLET > BOILERS > SELECTA




	DESCRIPTION/CODE		€
	BOILER		
	Selecta 15 HQ S1	7321006	3.930,00
	DEDICATED ACCESSORIES		
	 Thermostatic valve kit It is mandatory to install the valve; it is needed to prevent the return of cold water from the system to the boiler and therefore it avoids the danger of condensation. It is calibrated at 45 °C. In the price copper connecting pipes are included.	40A18011	205,00
	 Additional tank 28 l Total height of boiler+tank: 1483 mm (closed tank) 1813 mm (open tank)	40A18009	240,00
	 Auxiliary boiler connection module Manages any auxiliary gas or diesel boilers to guarantee user comfort (for example, in case of pellet depletion)	4012078	60,00

SELECTA 15 HQ

	kW	14,5
	kW	15,7
	%	92,4
	kW	4,2
		5
	g/s	9
	°C	99
	l	19
	l/min	-
	bar	3
	mm	604 x 654 x 1225
	kg	256
	mm	100
	kg	46
	h	14

A⁺





easy connect



5★ Aria Pulita D.M. 186


Model: SELECTA 15 HQ S1

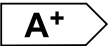
Compact pellet boiler for confined spaces (under the staircase, storage room, small utility compartments, etc.) with high performance levels and extensive operating control. The DHW unit (with high efficiency circulator included) is already built into the structure, so the boiler can simply and fast be connected to the system. Wide range of pellet loading and storage systems (from 200kg to 1,600kg). You can check the temperature of the puffer tank and/or domestic hot water through the boiler's panel.

PELLET > BOILERS > SELECTA




			DESCRIPTION/CODE	€
BOILER				
Selecta 20 HQ S1			7321007	4.060,00
DEDICATED ACCESSORIES				
		Thermostatic valve kit It is mandatory to install the valve; it is needed to prevent the return of cold water from the system to the boiler and therefore it avoids the danger of condensation. It is calibrated at 45 °C. In the price copper connecting pipes are included.	40A18011	205,00
		Additional tank 28 l Total height of boiler+tank: 1483 mm (closed tank) 1813 mm (open tank)	40A18009	240,00
		Auxiliary boiler connection module Manages any auxiliary gas or diesel boilers to guarantee user comfort (for example, in case of pellet depletion)	4012078	60,00



SELECTA 20 HQ

	kW	18
	kW	19,5
	%	92,1
	kW	4,2
		5
	g/s	10,8
	°C	111
	l	19
	l/min	-
	bar	3
	mm	604 x 654 x 1225
	kg	256
	mm	100
	kg	46
	h	11




easy connect





5★ Aria Pulita D.M. 186





Model: SELECTA 20 HQ S1
















Compact pellet boiler for confined spaces (under the staircase, storage room, small utility compartments, etc.) with high performance levels and extensive operating control. The DHW unit (with high efficiency circulator included) is already built into the structure, so the boiler can simply and fast be connected to the system. Wide range of pellet loading and storage systems (from 200kg to 1,600kg). You can check the temperature of the puffer tank and/or domestic hot water through the boiler's panel.

PELLET > BOILERS > SELECTA

	DESCRIPTION/CODE		€																																																												
	BOILER																																																														
	Selecta 25 HQ S1	7321008	4.250,00																																																												
	Selecta 25 HQ ACS S1	7321009	4.620,00																																																												
	DEDICATED ACCESSORIES																																																														
	 Thermostatic valve kit It is mandatory to install the valve; it is needed to prevent the return of cold water from the system to the boiler and therefore it avoids the danger of condensation. It is calibrated at 45 °C. In the price copper connecting pipes are included.	40A18011	205,00																																																												
	 Additional tank 28 l Total height of boiler+tank: 1483 mm (closed tank) 1813 mm (open tank)	40A18009	240,00																																																												
	 Auxiliary boiler connection module Manages any auxiliary gas or diesel boilers to guarantee user comfort (for example, in case of pellet depletion)	4012078	60,00																																																												
<div> <div> <h3>SELECTA 25 HQ</h3> <h3>SELECTA 25 HQ ACS</h3> <table> <tr><td></td><td>MAX</td><td>kW</td><td>23,6</td></tr> <tr><td></td><td></td><td>kW</td><td>25,7</td></tr> <tr><td></td><td></td><td>%</td><td>91,7</td></tr> <tr><td></td><td>MIN</td><td>kW</td><td>4,2</td></tr> <tr><td></td><td></td><td></td><td>5</td></tr> <tr><td></td><td></td><td>g/s</td><td>13,7</td></tr> <tr><td></td><td></td><td>°C</td><td>129</td></tr> <tr><td></td><td></td><td>l</td><td>19</td></tr> <tr><td></td><td></td><td>l/min</td><td>- Selecta HQ 30 11 Selecta HQ 30 ACS</td></tr> <tr><td></td><td></td><td>bar</td><td>3</td></tr> <tr><td></td><td></td><td>mm</td><td>604 x 654 x 225</td></tr> <tr><td></td><td></td><td>kg</td><td>256</td></tr> <tr><td></td><td></td><td>mm</td><td>100</td></tr> <tr><td></td><td></td><td>kg</td><td>46</td></tr> <tr><td></td><td></td><td>h</td><td>9</td></tr> </table> </div> <div> <div>A+</div> <div>easy connect</div> <div></div> <div></div> <div></div> </div> </div> <div> <div> <div>certificazione</div> <div>aria pulita</div> <div>★★★★</div> </div> <div> <div>4★</div> <div>4★ Aria Pulita D.M. 186</div> </div> <div> <div>flamme verte</div> <div>7★</div> </div> </div> <div> <div>Model: SELECTA 25 HQ S1</div> <div>SELECTA 25 HQ ACS S1</div> </div> <div> <p>Compact pellet boiler for confined spaces (under the staircase, storage room, small utility compartments, etc.) with high performance levels and extensive operating control. The DHW unit (with high efficiency circulator included) is already built into the structure, so the boiler can simply and fast be connected to the system. Wide range of pellet loading and storage systems (from 200kg to 1,600kg). You can check the temperature of the puffer tank and/or domestic hot water through the boiler's panel.</p> </div>		MAX	kW	23,6			kW	25,7			%	91,7		MIN	kW	4,2				5			g/s	13,7			°C	129			l	19			l/min	- Selecta HQ 30 11 Selecta HQ 30 ACS			bar	3			mm	604 x 654 x 225			kg	256			mm	100			kg	46			h	9			
	MAX	kW	23,6																																																												
		kW	25,7																																																												
		%	91,7																																																												
	MIN	kW	4,2																																																												
			5																																																												
		g/s	13,7																																																												
		°C	129																																																												
		l	19																																																												
		l/min	- Selecta HQ 30 11 Selecta HQ 30 ACS																																																												
		bar	3																																																												
		mm	604 x 654 x 225																																																												
		kg	256																																																												
		mm	100																																																												
		kg	46																																																												
		h	9																																																												




	DESCRIPTION/CODE		€
	BOILER		
	Selecta 30 HQ S1	7321011	4.880,00
	MANDATORY ACCESSORIES		
	High efficiency circulator kit* with anti-condensation valve	40A18013	495,00
	High efficiency circulator kit* + ACS with anti-condensation valve	40A18014	570,00
*For the boiler's operation the kit 40A18013 or the kit 40A18014 must be bought with.			
	DEDICATED ACCESSORIES		
	Auxiliary boiler connection module Manages any auxiliary gas or diesel boilers to guarantee user comfort (for example, in case of pellet depletion)	4012078	60,00

SELECTA 30 HQ

 MAX	kW	27,4
	kW	29,3
	%	93,6
 MIN	kW	8,2
		5
	g/s	14,1
	°C	95
	l	38
	l/min	- Selecta HQ 30 13 Selecta HQ 30 ACS
	bar	3
	mm	680x741x1320
	kg	290
	mm	100
	kg	65
	h	11

A⁺

easyconnect

certificazione

aria pulita

5★

5★



Aria Pulita D.M. 186



Model: SELECTA 30 HQ S1
 SELECTA 30 HQ ACS S1

Compact pellet boiler for confined spaces (under the staircase, storage room, small utility compartments, etc.) with high performance levels and extensive operating control. The DHW unit (with high efficiency circulator included) is already built into the structure, so the boiler can simply and fast be connected to the system. Wide range of pellet loading and storage systems (from 200kg to 1,600kg). You can check the temperature of the puffer tank and/or domestic hot water through the boiler's panel.

PELLET > BOILERS > SELECTA

	DESCRIPTION/CODE		€
	BOILER		
	Selecta 35 HQ S1	7321010	4.965,00
	MANDATORY ACCESSORIES		
	High efficiency circulator kit* with anti-condensation valve	40A18013	495,00
	High efficiency circulator kit* + ACS with anti-condensation valve	40A18014	570,00
*For the boiler's operation the kit 40A18013 or the kit 40A18014 must be bought with.			
	DEDICATED ACCESSORIES		
	Auxiliary boiler connection module Manages any auxiliary gas or diesel boilers to guarantee user comfort (for example, in case of pellet depletion)	4012078	60,00

SELECTA 35 HQ

	MAX	kW	31,7
		kW	34,1
		%	92,8
	MIN	kW	7,2
			5
		g/s	17,7
		°C	100
		l	38
		l/min	- Selecta HQ 35 14,5 Selecta HQ 35 ACS
		bar	3
		mm	680x741x1320
		kg	290
		mm	100
		kg	65
		h	9

A⁺

easy connect






4★ Aria Pulita D.M. 186


















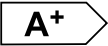
Model: SELECTA 35 HQ S1
 SELECTA 35 HQ ACS S1

Compact pellet boiler for confined spaces (under the staircase, storage room, small utility compartments, etc.) with high performance levels and extensive operating control. The DHW unit (with high efficiency circulator included) is already built into the structure, so the boiler can simply and fast be connected to the system. Wide range of pellet loading and storage systems (from 200kg to 1,600kg). You can check the temperature of the puffer tank and/or domestic hot water through the boiler's panel.

	DESCRIPTION/CODE		€
	BOILER		
	Performa 15 HQ Easy Clean H1	7321003	4.780,00
	MANDATORY ACCESSORIES		
	High efficiency circulator kit* with anti-condensation valve	40A18013	495,00
	*For the boiler's operation the kit 40A18013 must be bought with.		
	DEDICATED ACCESSORIES		
	Kit ash trolley PERFORMA RH/LH mm 285 x 650 x H 390	40A16001	825,00
	 Web - WI-FI interface For smartphones and tablets	4015011	425,00

PERFORMA 15 HQ EASY CLEAN

	kW	14,4
	kW	15,1
	%	95,5
	kW	4,2
		5
	g/s	9,3
	°C	61
	l	38
	l/min	-
	bar	3
	mm	605x742x1325
	kg	265
	mm	100
	kg	65
	h	20



4★ Aria Pulita D.M. 186



Model: PERFORMA 15 HQ EASY CLEAN H1

NEW ASH FEED AND COMPACTION SYSTEMS
 NEW COMBUSTION RESULTING IN CONSIDERABLY LOWER EMISSIONS

Performa Q is equipped as standard with an ash compaction and evacuation system at extended intervals: weekly in the standard version, quarterly with trolley (optional). Equipped with a handy trolley to make it easier to remove and move the ash, as well as an automatic turbulator and brazier cleaning system through mechanical scraping. The automatic cleaning of the head takes place via a system of cams and stainless steel scrapers. Moreover, a new cleaning system of the exhaust smoke passageway has been added. The handy trolley with wheels (optional) can be installed to the right or left, to better adapt to spaces and installation requirements.

PELLET > BOILERS > PERFORMA



BOILER

Performa 20 HQ Easy Clean H1

7321004

4.985,00

MANDATORY ACCESSORIES

High efficiency circulator kit* with anti-condensation valve

40A18013

495,00

*For the boiler's operation the kit 40A18013 must be bought with.

DEDICATED ACCESSORIES



Kit ash trolley PERFORMA RH/LH
mm 285 x 650 x H 390

40A16001

825,00



Web - WI-FI interface
For smartphones and tablets

4015011

425,00

PERFORMA 20 HQ EASY CLEAN

	MAX	kW	19,9
		kW	21,0
		%	95
	MIN	kW	4,2
			5
		g/s	12,4
		°C	72
		l	38
		l/min	-
		bar	3
		mm	605x742x1325
		kg	265
		mm	100
		kg	65
		h	15

A⁺



4★ Aria Pulita D.M. 186






Model: PERFORMA 20 HQ EASY CLEAN H1

NEW ASH FEED AND COMPACTION SYSTEMS

NEW COMBUSTION RESULTING IN CONSIDERABLY LOWER EMISSIONS



Performa Q is equipped as standard with an ash compaction and evacuation system at extended intervals: weekly in the standard version, quarterly with trolley (optional). Equipped with a handy trolley to make it easier to remove and move the ash, as well as an automatic turbulator and brazier cleaning system through mechanical scraping. The automatic cleaning of the head takes place via a system of cams and stainless steel scrapers. Moreover, a new cleaning system of the exhaust smoke passageway has been added. The handy trolley with wheels (optional) can be installed to the right or left, to better adapt to spaces and installation requirements.


	DESCRIPTION/CODE		€
	BOILER		
	Performa 25 HQ Easy Clean H1	7321001	5.200,00
	MANDATORY ACCESSORIES		
	High efficiency circulator kit* with anti-condensation valve	40A18013	495,00
	High efficiency circulator kit* + ACS with anti-condensation valve	40A18014	570,00
	*For the boiler's operation the kit 40A18013 or the kit 40A18014 must be bought with.		
	DEDICATED ACCESSORIES		
	 Kit ash trolley PERFORMA RH/LH mm 285 x 650 x H 390	40A16001	825,00
	 Web - WI-FI interface For smartphones and tablets	4015011	425,00

PERFORMA 25 HQ EASY CLEAN

	MAX	kW	24
		kW	25,3
	%		94,7
	MIN	kW	4,2
			5
	g/s		14,6
	°C		80
	l		38
	l/min		10,7
	bar		3
	mm	605x742x1325	
	kg	265	
	mm	100	
	kg	65	
	h	11	

A⁺



4★ Aria Pulita D.M. 186



Model: PERFORMA 25 HQ EASY CLEAN H1

NEW ASH FEED AND COMPACTION SYSTEMS

NEW COMBUSTION RESULTING IN CONSIDERABLY LOWER EMISSIONS

Performa Q is equipped as standard with an ash compaction and evacuation system at extended intervals: weekly in the standard version, quarterly with trolley (optional). Equipped with a handy trolley to make it easier to remove and move the ash, as well as an automatic turbulator and brazier cleaning system through mechanical scraping. The automatic cleaning of the head takes place via a system of cams and stainless steel scrapers. Moreover, a new cleaning system of the exhaust smoke passageway has been added. The handy trolley with wheels (optional) can be installed to the right or left, to better adapt to spaces and installation requirements.

PELLET > BOILERS > PERFORMA



PERFORMA 30 HQ EASY CLEAN

	MAX	kW	28,6
		kW	30,3
		%	94,3
	MIN	kW	4,2
			5
		g/s	17,2
		°C	88
		l	38
		l/min	12,6
		bar	3
		mm	605x742x1325
		kg	265
		mm	100
		kg	65
		h	9,5

A⁺



4★ Aria Pulita D.M. 186






Model: PERFORMA 30 HQ EASY CLEAN H1

NEW ASH FEED AND COMPACTION SYSTEMS

NEW COMBUSTION RESULTING IN CONSIDERABLY LOWER EMISSIONS

Performa Q is equipped as standard with an ash compaction and evacuation system at extended intervals: weekly in the standard version, quarterly with trolley (optional). Equipped with a handy trolley to make it easier to remove and move the ash, as well as an automatic turbulator and brazier cleaning system through mechanical scraping. The automatic cleaning of the head takes place via a system of cams and stainless steel scrapers. Moreover, a new cleaning system of the exhaust smoke passageway has been added. The handy trolley with wheels (optional) can be installed to the right or left, to better adapt to spaces and installation requirements.





BOILER		DESCRIPTION/CODE	€
Performa 30 HQ Easy Clean H1		7321002	5.515,00
MANDATORY ACCESSORIES			
High efficiency circulator kit* with anti-condensation valve		40A18013	495,00
High efficiency circulator kit* + ACS with anti-condensation valve		40A18014	570,00
*For the boiler's operation the kit 40A18013 or the kit 40A18014 must be bought with.			
DEDICATED ACCESSORIES			
	Kit ash trolley PERFORMA RH/LH mm 285 x 650 x H 390	40A16001	825,00
	Web - WI-FI interface For smartphones and tablets	4015011	425,00

	DESCRIPTION/CODE		€
	BOILER		
	Performa 35 HQ Easy Clean H1	7321005	5.770,00
	MANDATORY ACCESSORIES		
	High efficiency circulator kit* with anti-condensation valve	40A18013	495,00
	High efficiency circulator kit* + ACS with anti-condensation valve	40A18014	570,00
	*For the boiler's operation the kit 40A18013 or the kit 40A18014 must be bought with.		
	DEDICATED ACCESSORIES		
	 Kit ash trolley PERFORMA RH/LH mm 285 x 650 x H 390	40A16001	825,00
	 Web - WI-FI interface For smartphones and tablets	4015011	425,00




PERFORMA 35 HQ EASY CLEAN

	MAX	kW	32,2
		kW	34,8
	%		92,3
	MIN	kW	8,1
			5
		g/s	19,3
		°C	96
		l	38
		l/min	14,5
		bar	3
		mm	605x742x1325
		kg	290
		mm	100
		kg	65
		h	9

A⁺

Dati provvisori,
prodotto in fase
di certificazione



4★ Aria Pulita D.M. 186


Model: PERFORMA 35 HQ EASY CLEAN H1



























NEW ASH FEED AND COMPACTION SYSTEMS
NEW COMBUSTION RESULTING IN CONSIDERABLY LOWER EMISSIONS

Performa Q is equipped as standard with an ash compaction and evacuation system at extended intervals: weekly in the standard version, quarterly with trolley (optional). Equipped with a handy trolley to make it easier to remove and move the ash, as well as an automatic turbulator and brazier cleaning system through mechanical scraping. The automatic cleaning of the head takes place via a system of cams and stainless steel scrapers. Moreover, a new cleaning system of the exhaust smoke passageway has been added. The handy trolley with wheels (optional) can be installed to the right or left, to better adapt to spaces and installation requirements.

GENERAL SALES CONDITIONS

- 1 The prices are to be considered ex-works.
- 2 The goods are shipped at the purchasers risk and hazard, even if shipped free at destination.
- 3 The company reserves the right to make modifications to its models which it feels are necessary for functional or aesthetic reasons, even without advance notice.
- 4 Differences in colours, shades and grains must be accepted in that marble and stone, being natural materials, may undergo substantial variations even within the same specimen of material. This non-continuity in shades and grains is not to be considered a defect; even the gluing of marble and putty are to be considered normal working and are universally accepted. In claddings that call for solid wood beams, any fissures are not to be considered as manufacturing defects, but as normal settling of the wood. Ceramics may have indentations, speckling and shading. This particular characteristic of the material does not affect quality and is not to be considered a defect.
- 5 Any claims concerning stains or breakage will be accepted only if they are detected upon receipt and duly noted on the shipping documents.
- 6 Reasons different from those set forth in point 5 will be considered only if they are communicated in writing no later than eight days from receipt of goods.
- 7 Any material which is returned, only if in good condition and with the prior consent of MCZ GROUP S.p.A., will be accredited at 75% of the invoiced value.
- 8 The photographs of the claddings in the catalogue and the colours of the marble are purely indicative; claddings are provided up to the beam.
- 9 Modifications to standard claddings must be accepted by the company after a cost estimate and will be possible only if a drawing is presented.
- 10 Payment must be made to our location by the agreed due date. Failure to meet said payments will cause accrued interest to be charged at the current rate, plus expenses. Material, including that on display, shall remain our property until full payment is made.
- 11 In case of controversies, the Court of Pordenone shall have jurisdiction.
- 12 The prices shown in the price list do not include VAT.
- 13 Effective 19/3/2021.

SYMBOLS USED

	Nominal heat output		Beta, a new, intelligent combustion control system.
	Heat capacity in combustion chamber		New user interfaces. You can control the boiler with a smartphone and tablet.
	Nominal efficiency		Reduced ignition times for guaranteed savings.
	Minimum heat output		Controlled-flame combustion chamber.
	Class compliant with EN303-5		New combustion
	Smoke flow rate		Nominal heat output
	Smoke temperature		Efficiency
	Boiler capacity		Diameter of smoke outlet pipe
	DHW flow rate		Weight
	Maximum operating temperature		Dimensions - width x depth x height
	Dimensions (WxDxH)		Fluid heat output
	Weight		
	Diameter of flue pipe		
	Pellet tank capacity		
	Running time with one load		